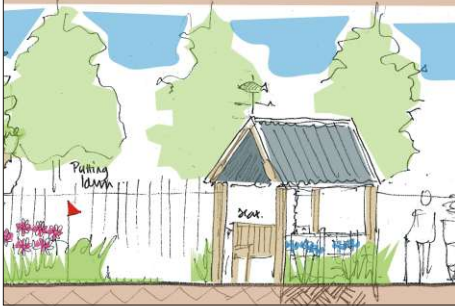


How landscape design can help reminiscence therapy in dementia care



Thames Water Garden, Iffley House



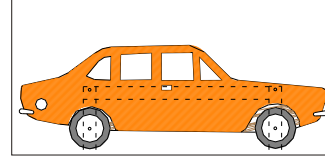
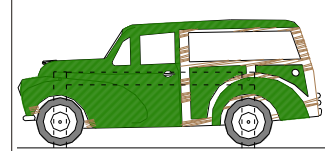
Sensory Garden, Iffley House



Silverlands, Hatch End



Bus stop for garden at Iffley House



Cowley Motor Garden, Iffley House

chartered
landscape
architects

afla

Postcard - Back

AFLA Ltd has been appointed by Sanctuary Care to design reminiscence and sensory gardens for three of their elderly care homes in Oxfordshire and Middlesex. Care home staff have found that attractive gardens with familiar objects calm residents suffering from dementia and encourage them to talk about their life.

The three care home gardens have been inspired by local life, community and work. The Silverlands garden in Hatch End is inspired by 'Metroland' and John Betjeman and reflects suburban life. Iffley House in Oxford has a Thames garden filled with wildlife and rowing references. There is also a Cowley Motor Garden with Morris Traveller, Mini and Marina cars as well as tactile elements such as wheels and traffic lights. Yarnton House garden, north of Oxford, is inspired by rural life and will have collections of wild flowers (enough to pick), a wildlife pond, orchard and sculpted animals.

For further information, contact Alex Fraser (Practice Director) on:

t/f: 0117 971 3558
 e: info@afla.co.uk
 w: www.afla.co.uk
 a: 20 Cleeve Road, Knowle, Bristol BS4 2JP

(February 2011)



**Landscape
Institute**
Registered practice